

# Giant Hogweed and Look-A-Likes

## Giant Hogweed

(*Heracleum mantegazzianum*)


- Height (ft.): 8-14
- Leaves: sharply and unevenly lobed (up to 5 ft. long), hairy below
- Stems: 2-4 in. in diameter, hollow and ridged with purple blotches and coarse hairs.
- Flower: white umbel, 12-20 in. wide with 50-150 rays, flat-topped.
- Biennial or perennial
- Comments: can cause severe skin irritation, blisters, etc.



## Cow-parsnip

(*Heracleum lanatum* or *maximum*)

- Height (ft.): 3-8
- Leaves: coarsely and palmately lobed (up to 20 in. long and wide), fuzzy underside.
- Stems: ridged, 2 in. thick at base, fuzzy hairs, few/no purple spots.
- Flower: white umbel, 4-12 in. wide with 15-30 rays, flat-topped.
- Perennial
- Comments: can cause moderate skin irritation.



## Purple-stemmed Angelica

(*Angelica atropurpurea*)

- Height (ft.): 4-7
- Leaves: basal leaves pinnately divided, upper leaves smaller, serrate, pointed.
- Stems: purple, round, hollow, smooth, hairless, aromatic.
- Flower: white/greenish spherical umbel, 4-10 in. wide, with 20-45 rays.
- Perennial
- Comments: No known toxicities?

13




14



12



15



16

## Spotted Waterhemlock

(*Cicuta maculata*)

- Height (ft.): 3-6
- Leaves: pinnate with large leaflets.
- Stems: smooth, purple-spotted.
- Flower: white, numerous umbels, 3-6 in. wide
- Perennial
- Comments: large, fleshy roots; all plant parts are very toxic if ingested.

18



19




17

## Poison Hemlock

(*Conium maculatum*)

- Height (ft.): 2-6
- Leaves: lacey, fern-like, pinnate.
- Stems: ridged, purple-spotted, hairless.
- Flower: white, numerous flat umbels, 1.5-2.5 in. wide
- Biennial (first year rosette)
- Comments: all plant parts are toxic if ingested; resembles large wild carrot



1

## Wild Parsnip

(*Pastinaca sativa*)

- Height (ft.): 2-5
- Leaves: pinnate, leaflets in pairs along central stalk.
- Stems: smooth/few hairs, ridged.
- Flower: yellow umbels, 2-6 in. wide.
- Biennial (first year rosette)
- Comments: sap can cause skin irritation in combination with sunlight.



## Photo credits:

- Cornell Univ. Herbarium and Peter Hyypio and Edward Cope: 4
- Department of Natural Resources-King Co., Washington: 2 and 3
- Pennsylvania Department of Agriculture: 1,5, 6, 7, and 11
- Mimi Kamp photo taken from [www.holoweb.com/cannon/cow.htm](http://www.holoweb.com/cannon/cow.htm): 10
- Penn State Univ. and William Curran: 12, 13, 18, 19, 23, 24, and 25
- Texas A&M Herbarium and James Manhart: 8
- Texas A&M Herbarium and Hugh Wilson: 14, 15, and 16
- Univ. of Pennsylvania School of Veterinary Medicine and Drs. Richard Davies and Robert Poppenga: 21
- USDA, NRCS. 1995 Mid Western Flora and USDA PLANTS website: 9
- Virginia Tech Univ. and Kevin Bradley: 20 and 22
- Weed Science Society of America and Univ. of Illinois: 17

Prepared by D. Lingenfelter and W. Curran, Department of Crop and Soil Sciences,  
Penn State University, University Park, PA 16802